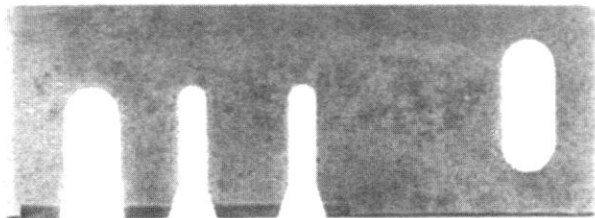





ADVANCE

CONCRETE FORM, INC.


THE ADVANCE FORMING SYSTEM



F



G



H

IDENTIFICATION OF PARTS

A) Regular Ties - Advance ties are in stock in 1" increments, for 4" through 36" walls. Larger sizes are also available. All are designed for easy break-off to speed up stripping.

B) X-ties - They help prevent ties from twisting during break-off thus reducing water seepage.

C) Top Waler - This handy piece hangs from the top edge of the form, combining the support of walering and alignment at the top of the wall. The attached wedge is used to secure a 2" x 4" plank, while eliminating the need for line-up rail.

D) 6" Regular Waler Bracket - These brackets are designed to hold 2" x 6" planks.

E) H.D. Waler Brackets - Heavy duty waler brackets attach to backing bars, and provide solid support for planks. Available in 6," 8," 10," 12" and 20" sizes.

F) Locking Lever - The Advance standard lever has two notches for locking ties, and a longer notch for locking onto a hex bolt.

G) Corner Lever - The corner lever is attached to inside corners, and has only one notch for locking ties in.

H) 1" Corner Lever - This lever is secured to 1" x 1" outside corners and firmly latches corners to panels.